

Scaled data based on original data using  
LM-79-08 Approved Method: Electrical and Photometric Measurements of Solid-  
State Lighting Products

Test Report Prepared for  
Cooper Lighting Solutions  
(formerly Eaton)

Brand: McGRAW-EDISON

Report Number: P228610

Luminaire Tested: **ISS-AF-600-LED-E1-SLR**

Issue Date: 3/3/2020

**Test Information**

Test Method: LM-79-08  
Report Number: P228610  
TEST IS SCALED FROM IESNA LM-79-08 TEST DATA (P29764)  
Test Lab: INNOVATION CENTER-P2  
Issue Date: 3/3/2020  
Manufacturer: COOPER LIGHTING SOLUTIONS (FORMERLY EATON)  
Product Line: MCGRAW-EDISON  
Catalog Number: ISS-AF-600-LED-E1-SLR  
Description: IMPACT ELITE LED QUATER SPHERE LUMINAIRE  
LIGHT SQUARE WITH ACCULED OPTICS-90° SPILL LIGHT ELIMINATOR RIGHT  
Light Source: (16) 4000K CCT, 70 CRI LEDs  
Ballast/Driver: ELECTRONIC DRIVER

**Summary**

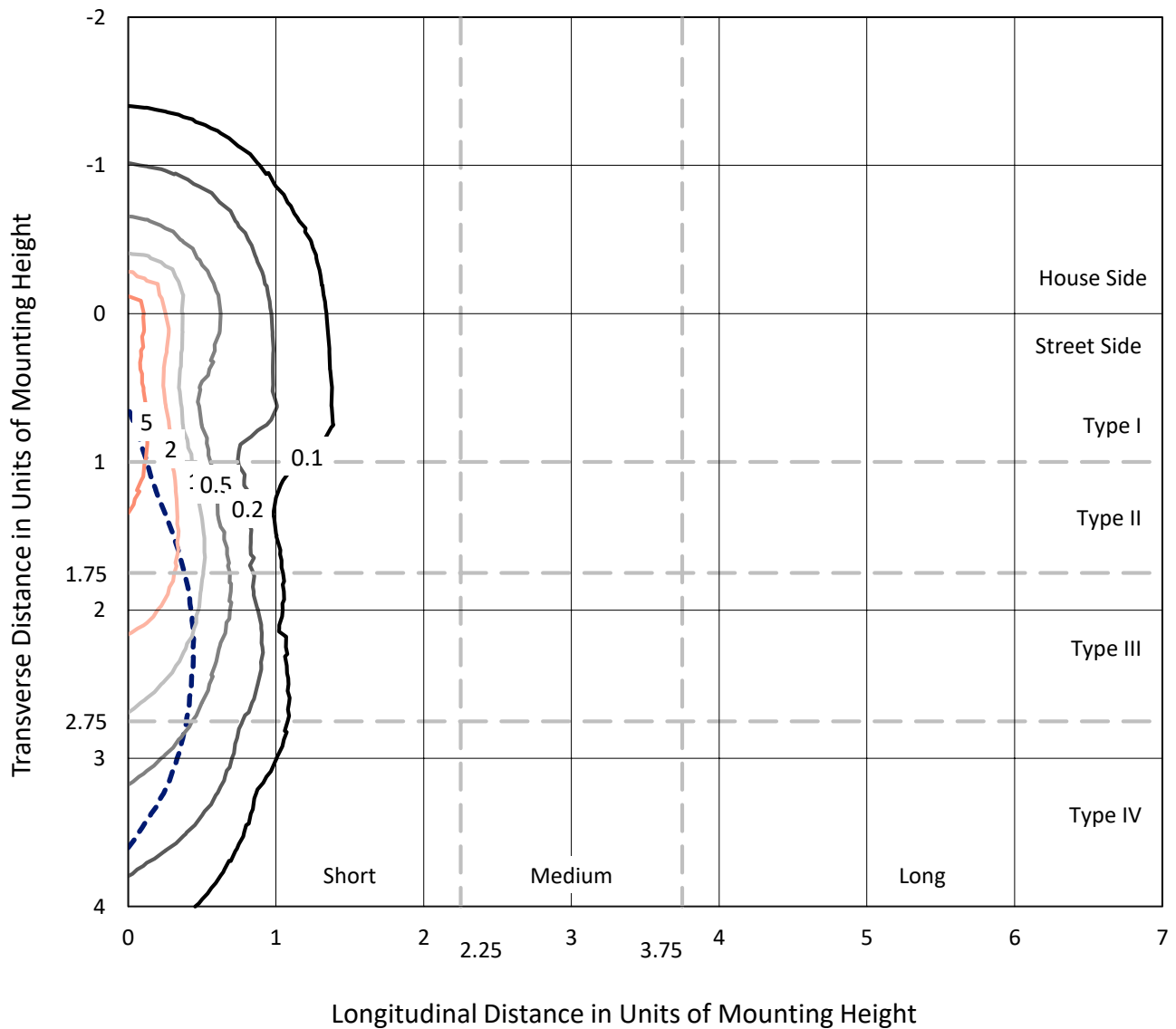
Lumens per Lamp: N/A  
Luminaire Lumens: 3333.8 lumens  
Efficiency: N/A  
Efficacy: 98.9 lumens/watt  
Luminous Opening: Rectangular (W 0.5' x L: 0.5' x H: 0')  
IES Classification: Type IV - Short - Non-Cutoff  
BUG Rating: B1 - U0 - G1  
  
Input Watts (W): 33.7  
Input Voltage (V): 120  
Input Current (Ain): NR  
Voltage Rise (V): NR  
Power Factor: NR  
Total Harmonic Distortion (THDi): NR  
Frequency (hertz): 60  
Stabilization Time: NR  
Operation Time: NR  
Ambient Temperature (°C): NR  
Test Distance: 25 FT



REPORT NUMBER: P228610  
 CATALOG NUMBER: ISS-AF-600-LED-E1-SLR

### Iso-Footcandle Lines of Horizontal Illumination

× Max cd  
 - - - 1/2 Max cd

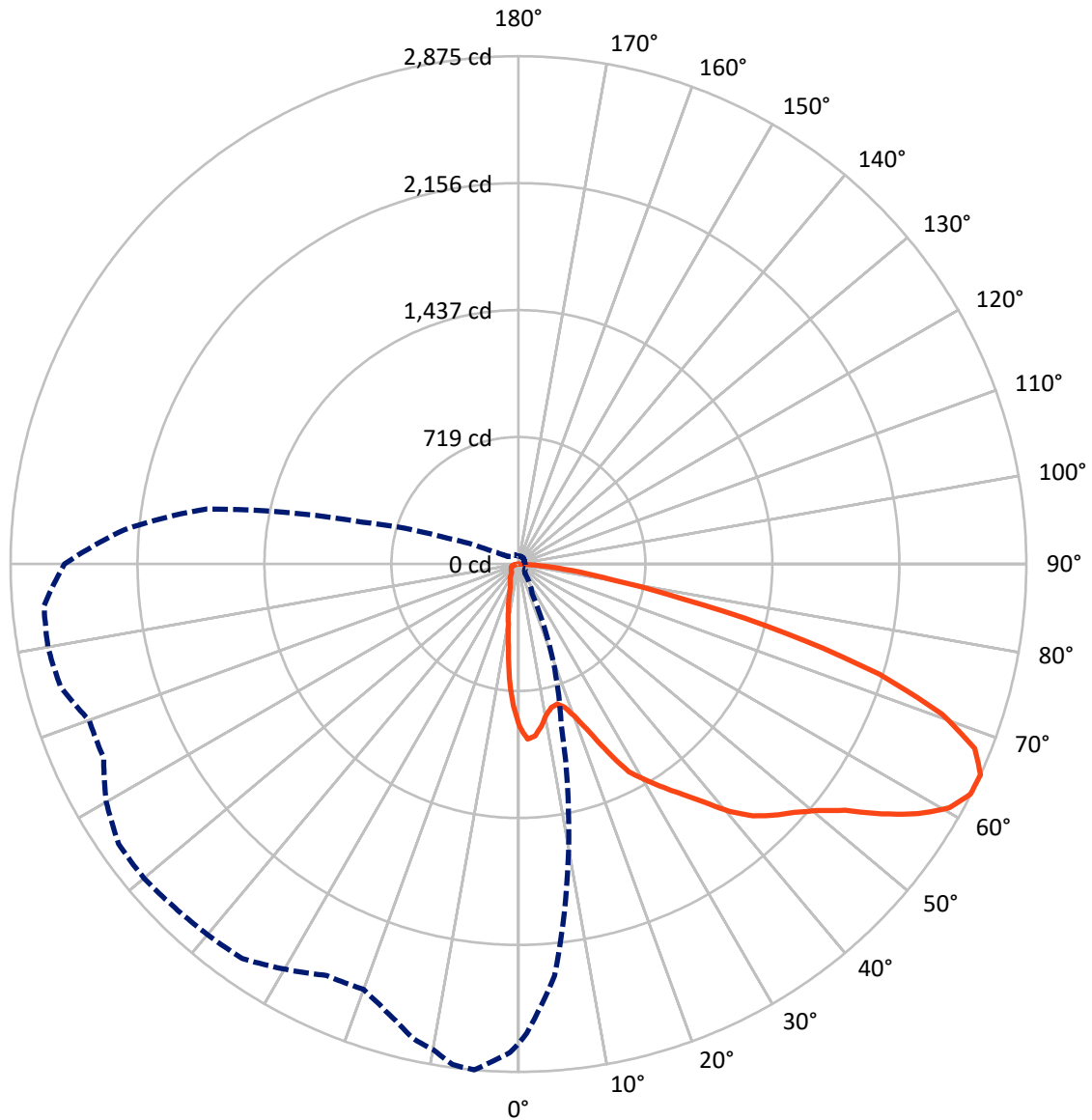


Based on 10 foot mounting height. Maximum calculated value = 9.2 fc  
 Type IV - Short - Non-Cutoff

REPORT NUMBER: P228610

CATALOG NUMBER: ISS-AF-600-LED-E1-SLR

### Luminous Intensity Polar Plot



— Vertical Plane Through 355-Deg Lateral    - - - Horizontal Cone Through 65-Deg Vertical

REPORT NUMBER: P228610

CATALOG NUMBER: ISS-AF-600-LED-E1-SLR

**FLUX DISTRIBUTION:**

		Downward	Upward	Total
<b>House Side</b>	Lumens	554.3	0.0	554.3
	% Fixture	16.6	0.0	16.6
<b>Street Side</b>	Lumens	2779.5	0.0	2779.5
	% Fixture	83.4	0.0	83.4
<b>Total</b>	Lumens	3333.8	0.0	3333.8
	% Fixture	100.0	0.0	100.0

**Coefficient of Utilization**

**ZONAL LUMENS:**

Zone	Lumens	% Fixture
0°-10°	70.8	2.1
10°-20°	146.0	4.4
20°-30°	212.2	6.4
30°-40°	313.8	9.4
40°-50°	457.3	13.7
50°-60°	685.5	20.6
60°-70°	854.2	25.6
70°-80°	500.4	15.0
80°-90°	93.6	2.8
90°-100°	0.0	0.0
100°-110°	0.0	0.0
110°-120°	0.0	0.0
120°-130°	0.0	0.0
130°-140°	0.0	0.0
140°-150°	0.0	0.0
150°-160°	0.0	0.0
160°-170°	0.0	0.0
170°-180°	0.0	0.0
0°-90°	3333.8	100.0
0°-180°	3333.8	100.0



REPORT NUMBER: P228610

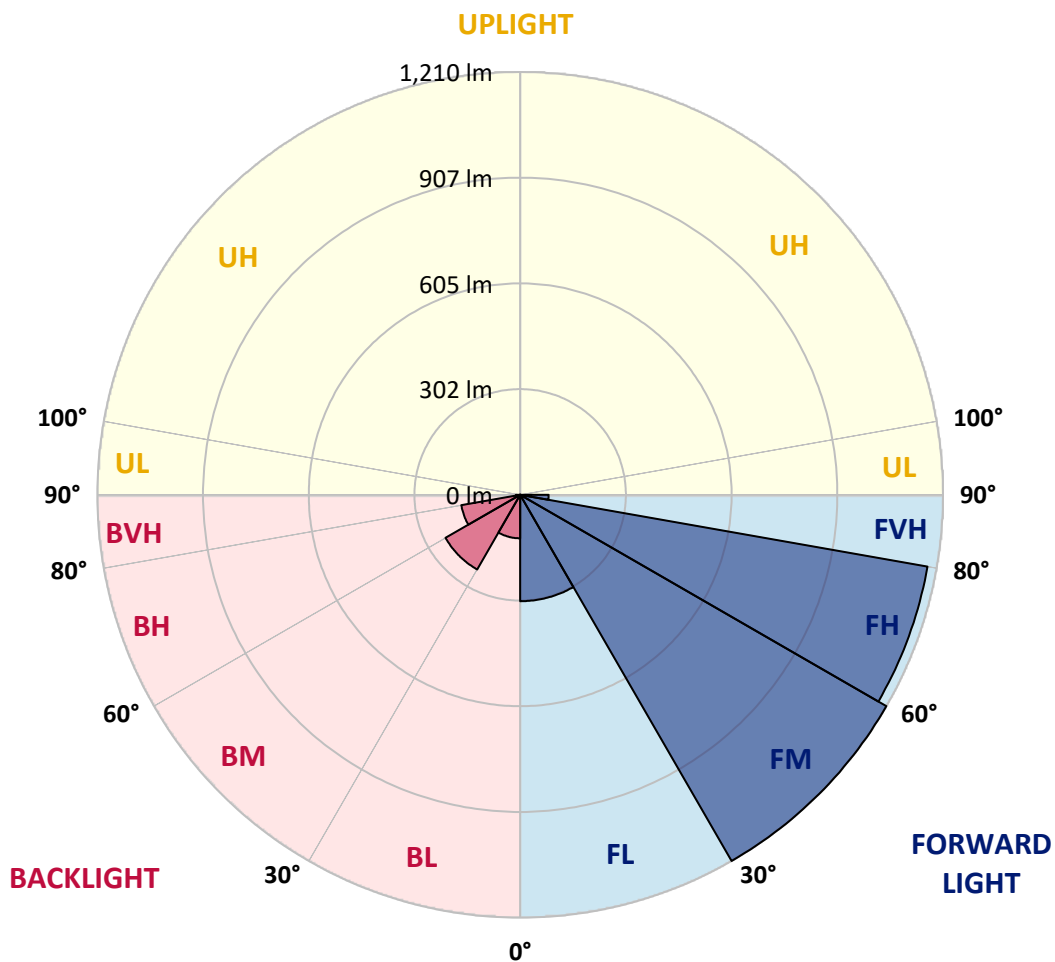
CATALOG NUMBER: ISS-AF-600-LED-E1-SLR

**LUMINAIRE CLASSIFICATION SYSTEM LUMEN TABLE AND BUG RATING:**

Zone		Lumens	% Fixture	Zone Rating/Lumen Limit		
				B	U	G
FL	(0°-30°)	304.6	9.1			
FM	(30°-60°)	1209.9	36.3			
FH	(60°-80°)	1183.5	35.5			G1/1800
FVH	(80°-90°)	81.5	2.4			G1/100
BL	(0°-30°)	124.5	3.7	B1/500		
BM	(30°-60°)	246.7	7.4	B1/1000		
BH	(60°-80°)	171.1	5.1	B1/500		G1/500
BVH	(80°-90°)	12.1	0.4			G1/100
UL	(90°-100°)	0.0	0.0		U0/0	
UH	(100°-180°)	0.0	0.0		U0/0	

**BUG Rating: B1-U0-G1**

Type IV Short





REPORT NUMBER: P228610

CATALOG NUMBER: ISS-AF-600-LED-E1-SLR

**CANDELA DISTRIBUTION (FULL):**

	0°	1°	5°	15°	25°	35°	37.5°	40°	42.5°	45°	47.5°
0°	922.6	922.6	922.6	922.6	922.6	922.6	922.6	922.6	922.6	922.6	922.6
2.5°	979.4	971.4	955.6	923.9	890.9	859.3	854.0	842.1	843.4	836.8	834.1
5°	947.7	937.1	904.1	838.1	781.3	723.3	719.3	695.6	698.2	683.7	675.8
7.5°	877.7	863.2	826.2	735.2	656.0	579.4	571.5	543.8	539.8	525.3	513.4
10°	809.1	794.5	748.4	644.0	553.0	496.2	487.0	473.8	463.3	456.6	444.8
12.5°	765.6	757.6	702.2	582.1	510.8	464.6	452.8	439.6	428.9	417.1	405.2
15°	756.3	740.4	683.7	562.3	479.2	422.4	407.9	393.3	381.5	369.6	352.4
17.5°	781.3	765.6	702.2	553.0	443.4	374.8	356.4	336.6	324.7	310.2	291.6
20°	840.8	815.7	737.9	539.8	405.2	319.4	297.0	273.2	260.0	235.0	221.8
22.5°	935.8	904.1	798.5	539.8	369.6	261.4	236.3	215.1	200.6	178.2	163.7
25°	1071.7	1044.0	897.5	554.3	337.9	212.5	187.4	166.3	151.8	136.0	126.7
27.5°	1198.5	1154.9	1003.1	575.5	312.8	178.2	153.1	136.0	125.4	117.4	112.2
30°	1293.5	1257.8	1095.5	589.9	275.9	149.1	133.3	122.8	117.4	113.5	110.9
32.5°	1380.6	1339.7	1161.5	599.2	253.4	126.7	112.2	104.2	99.0	93.7	92.4
35°	1472.9	1433.4	1239.4	597.9	238.9	116.1	101.7	92.4	87.2	85.8	83.2
37.5°	1601.0	1546.9	1329.1	597.9	233.6	112.2	95.0	85.8	81.8	79.2	77.8
40°	1725.1	1664.3	1428.1	601.9	228.3	109.6	95.0	85.8	79.2	76.5	74.0
42.5°	1841.2	1773.9	1517.9	608.5	225.7	101.7	89.7	84.5	81.8	76.5	72.6
45°	1929.7	1876.9	1587.8	621.6	225.7	96.4	84.5	80.5	79.2	79.2	77.8
47.5°	2015.4	1956.1	1668.3	646.7	229.7	92.4	80.5	75.2	75.2	75.2	76.5
50°	2126.3	2056.3	1779.2	698.2	229.7	91.0	76.5	71.3	70.0	72.6	72.6
52.5°	2276.8	2226.7	1941.6	772.1	227.0	89.7	75.2	67.3	66.0	67.3	70.0
55°	2489.2	2432.6	2138.2	863.2	224.3	87.2	72.6	66.0	63.3	62.0	63.3
57.5°	2672.8	2623.9	2319.0	935.8	217.8	80.5	70.0	64.7	60.8	59.4	58.1
60°	2753.3	2712.4	2435.1	984.6	205.9	74.0	66.0	62.0	58.1	56.8	55.4
62.5°	2766.5	2715.0	2436.5	995.2	192.7	67.3	62.0	58.1	55.4	54.1	52.8
65°	2715.0	2656.9	2340.1	930.5	182.2	67.3	59.4	55.4	51.5	50.1	48.8
67.5°	2598.8	2509.1	2095.9	789.3	172.9	68.6	58.1	51.5	48.8	47.5	46.2
70°	2319.0	2218.7	1769.9	627.0	169.0	70.0	58.1	48.8	44.9	43.6	43.6
72.5°	1858.4	1743.5	1380.6	472.5	162.3	71.3	56.8	46.2	42.2	39.6	39.6
75°	1257.8	1157.6	935.8	319.4	134.6	62.0	51.5	42.2	36.9	34.3	33.0
77.5°	700.8	667.9	595.3	169.0	85.8	46.2	39.6	34.3	30.4	29.1	27.7
80°	411.8	394.7	351.1	93.7	52.8	26.4	23.7	22.4	19.8	19.8	19.8
82.5°	252.1	235.0	217.8	42.2	25.1	13.2	13.2	10.5	10.5	9.2	9.2
85°	68.6	63.3	88.4	9.2	2.7	0.0	0.0	0.0	0.0	0.0	0.0
87.5°	0.0	0.0	0.0	0.0	0.0	0.0	0.0	0.0	0.0	0.0	0.0
90°	0.0	0.0	0.0	0.0	0.0	0.0	0.0	0.0	0.0	0.0	0.0



REPORT NUMBER: P228610

CATALOG NUMBER: ISS-AF-600-LED-E1-SLR

**CANDELA DISTRIBUTION (continued):**

	50°	52.5°	55°	57.5°	60°	62.5°	65°	67.5°	70°	72.5°	75°
0°	922.6	922.6	922.6	922.6	922.6	922.6	922.6	922.6	922.6	922.6	922.6
2.5°	823.6	820.9	820.9	801.2	801.2	790.6	788.0	788.0	792.0	789.3	773.5
5°	662.6	654.7	649.4	625.6	619.0	607.1	601.9	600.6	604.5	597.9	576.7
7.5°	498.9	492.3	484.4	466.0	458.0	456.6	440.8	436.9	434.2	428.9	415.7
10°	435.6	426.4	419.7	406.5	397.3	390.7	377.5	370.9	365.6	357.7	353.7
12.5°	392.0	382.8	373.5	356.4	344.5	336.6	328.7	315.5	310.2	301.0	295.6
15°	337.9	327.3	316.8	298.3	282.4	274.6	258.7	250.8	245.5	235.0	229.7
17.5°	271.9	257.4	245.5	228.3	220.4	207.2	197.9	184.7	174.2	170.2	166.3
20°	204.6	191.4	180.9	166.3	158.4	147.8	142.5	133.3	128.1	125.4	122.8
22.5°	150.5	139.9	133.3	125.4	121.4	117.4	114.9	112.2	109.6	108.2	108.2
25°	118.8	114.9	112.2	109.6	108.2	106.9	104.2	102.9	101.7	100.4	100.4
27.5°	108.2	105.6	104.2	102.9	101.7	99.0	99.0	96.4	95.0	95.0	93.7
30°	109.6	109.6	109.6	106.9	105.6	102.9	101.7	97.7	95.0	92.4	91.0
32.5°	89.7	89.7	88.4	85.8	84.5	83.2	83.2	80.5	79.2	79.2	81.8
35°	81.8	80.5	79.2	76.5	75.2	72.6	71.3	70.0	68.6	67.3	67.3
37.5°	77.8	76.5	75.2	72.6	71.3	70.0	68.6	66.0	64.7	64.7	63.3
40°	74.0	74.0	74.0	71.3	70.0	67.3	66.0	64.7	63.3	62.0	62.0
42.5°	71.3	71.3	71.3	70.0	68.6	67.3	64.7	63.3	62.0	60.8	59.4
45°	72.6	71.3	71.3	70.0	68.6	66.0	64.7	62.0	60.8	59.4	58.1
47.5°	77.8	76.5	74.0	71.3	68.6	66.0	63.3	60.8	59.4	58.1	56.8
50°	74.0	79.2	80.5	76.5	70.0	66.0	63.3	60.8	58.1	56.8	55.4
52.5°	72.6	74.0	79.2	79.2	72.6	67.3	63.3	60.8	58.1	55.4	54.1
55°	66.0	70.0	71.3	72.6	71.3	66.0	62.0	58.1	56.8	54.1	51.5
57.5°	58.1	60.8	62.0	64.7	66.0	64.7	59.4	55.4	54.1	51.5	48.8
60°	54.1	54.1	54.1	55.4	62.0	67.3	62.0	54.1	50.1	48.8	46.2
62.5°	50.1	50.1	48.8	50.1	51.5	58.1	56.8	51.5	48.8	47.5	44.9
65°	48.8	47.5	46.2	46.2	46.2	46.2	46.2	46.2	44.9	44.9	43.6
67.5°	44.9	43.6	43.6	42.2	42.2	42.2	42.2	42.2	40.9	40.9	39.6
70°	42.2	40.9	39.6	39.6	39.6	38.3	38.3	38.3	36.9	36.9	36.9
72.5°	38.3	36.9	36.9	36.9	35.6	35.6	35.6	34.3	34.3	33.0	33.0
75°	33.0	33.0	31.7	31.7	31.7	30.4	30.4	30.4	30.4	29.1	29.1
77.5°	27.7	26.4	27.7	26.4	26.4	26.4	26.4	26.4	25.1	25.1	23.7
80°	18.5	18.5	19.8	19.8	19.8	19.8	19.8	19.8	19.8	19.8	18.5
82.5°	10.5	9.2	10.5	10.5	10.5	11.9	11.9	13.2	11.9	11.9	10.5
85°	0.0	0.0	0.0	0.0	0.0	1.3	1.3	2.7	2.7	2.7	2.7
87.5°	0.0	0.0	0.0	0.0	0.0	0.0	0.0	0.0	0.0	0.0	0.0
90°	0.0	0.0	0.0	0.0	0.0	0.0	0.0	0.0	0.0	0.0	0.0





REPORT NUMBER: P228610

CATALOG NUMBER: ISS-AF-600-LED-E1-SLR

**CANDELA DISTRIBUTION (continued):**

	77.5°	80°	85°	90°	95°	100°	102.5°	105°	107.5°	110°	112.5°
0°	922.6	922.6	922.6	922.6	922.6	922.6	922.6	922.6	922.6	922.6	922.6
2.5°	781.3	780.0	766.8	769.5	765.6	757.6	758.9	760.3	762.9	757.6	754.9
5°	587.4	588.7	571.5	576.7	572.9	571.5	575.5	582.1	586.0	584.7	580.7
7.5°	417.1	418.4	403.9	402.5	398.6	397.3	402.5	409.2	413.2	411.8	413.2
10°	344.5	340.5	327.3	318.1	308.8	301.0	299.6	299.6	299.6	297.0	294.3
12.5°	285.1	281.1	265.3	257.4	249.5	238.9	237.5	236.3	232.3	228.3	223.1
15°	221.8	217.8	204.6	199.3	192.7	188.7	187.4	187.4	184.7	182.2	179.5
17.5°	161.0	158.4	150.5	145.2	143.8	145.2	146.5	149.1	150.5	151.8	151.8
20°	121.4	120.1	117.4	117.4	118.8	122.8	124.1	128.1	129.3	132.0	134.6
22.5°	106.9	106.9	105.6	105.6	108.2	112.2	114.9	116.1	117.4	118.8	118.8
25°	99.0	99.0	97.7	100.4	104.2	104.2	104.2	104.2	101.7	100.4	100.4
27.5°	93.7	93.7	93.7	95.0	93.7	92.4	92.4	92.4	91.0	91.0	89.7
30°	89.7	89.7	89.7	88.4	88.4	87.2	87.2	85.8	85.8	84.5	84.5
32.5°	83.2	80.5	83.2	80.5	80.5	79.2	80.5	80.5	77.8	77.8	77.8
35°	66.0	64.7	64.7	64.7	63.3	64.7	67.3	67.3	67.3	67.3	67.3
37.5°	62.0	62.0	60.8	59.4	59.4	58.1	59.4	58.1	58.1	58.1	59.4
40°	60.8	59.4	58.1	58.1	56.8	55.4	55.4	55.4	55.4	55.4	55.4
42.5°	58.1	58.1	55.4	54.1	54.1	52.8	52.8	52.8	52.8	52.8	52.8
45°	56.8	55.4	54.1	52.8	51.5	51.5	51.5	51.5	51.5	51.5	50.1
47.5°	55.4	54.1	52.8	51.5	50.1	48.8	48.8	48.8	48.8	48.8	48.8
50°	54.1	52.8	50.1	50.1	48.8	47.5	47.5	47.5	47.5	47.5	47.5
52.5°	51.5	51.5	48.8	47.5	46.2	46.2	46.2	46.2	46.2	46.2	46.2
55°	48.8	48.8	46.2	44.9	43.6	43.6	43.6	43.6	44.9	44.9	44.9
57.5°	47.5	46.2	43.6	43.6	40.9	40.9	40.9	42.2	42.2	43.6	43.6
60°	44.9	43.6	42.2	40.9	40.9	39.6	39.6	39.6	39.6	40.9	40.9
62.5°	43.6	42.2	39.6	38.3	38.3	38.3	38.3	38.3	38.3	38.3	38.3
65°	40.9	40.9	38.3	36.9	36.9	36.9	36.9	36.9	36.9	36.9	36.9
67.5°	38.3	38.3	35.6	34.3	34.3	34.3	35.6	34.3	34.3	34.3	34.3
70°	35.6	34.3	33.0	31.7	31.7	31.7	31.7	31.7	31.7	31.7	31.7
72.5°	31.7	31.7	30.4	29.1	29.1	29.1	29.1	29.1	29.1	29.1	30.4
75°	27.7	26.4	25.1	25.1	25.1	25.1	25.1	25.1	25.1	25.1	25.1
77.5°	23.7	21.1	21.1	21.1	21.1	21.1	21.1	21.1	21.1	21.1	22.4
80°	17.2	15.9	15.9	15.9	15.9	17.2	17.2	17.2	17.2	17.2	17.2
82.5°	10.5	9.2	9.2	9.2	10.5	11.9	11.9	11.9	11.9	13.2	13.2
85°	2.7	2.7	2.7	2.7	5.3	6.6	6.6	6.6	7.9	6.6	6.6
87.5°	0.0	0.0	0.0	0.0	0.0	0.0	0.0	0.0	0.0	0.0	0.0
90°	0.0	0.0	0.0	0.0	0.0	0.0	0.0	0.0	0.0	0.0	0.0



REPORT NUMBER: P228610

CATALOG NUMBER: ISS-AF-600-LED-E1-SLR

**CANDELA DISTRIBUTION (continued):**

	115°	117.5°	120°	122.5°	125°	127.5°	130°	135°	145°	155°	165°
0°	922.6	922.6	922.6	922.6	922.6	922.6	922.6	922.6	922.6	922.6	922.6
2.5°	752.4	768.1	768.1	757.6	762.9	757.6	756.3	765.6	770.8	788.0	798.5
5°	582.1	601.9	603.2	597.9	604.5	600.6	604.5	616.4	625.6	637.5	648.0
7.5°	415.7	434.2	438.2	434.2	446.1	444.8	447.4	460.6	468.5	475.2	476.5
10°	293.0	295.6	306.2	303.6	311.5	310.2	314.1	324.7	335.2	339.2	341.9
12.5°	220.4	217.8	221.8	216.5	220.4	220.4	221.8	228.3	241.5	246.8	260.0
15°	178.2	175.5	175.5	172.9	172.9	171.5	172.9	178.2	187.4	195.4	205.9
17.5°	151.8	151.8	151.8	150.5	149.1	149.1	150.5	153.1	158.4	163.7	169.0
20°	136.0	138.6	139.9	141.3	142.5	143.8	145.2	149.1	147.8	142.5	136.0
22.5°	118.8	118.8	120.1	120.1	118.8	118.8	118.8	118.8	118.8	122.8	126.7
25°	99.0	99.0	99.0	100.4	99.0	99.0	100.4	100.4	101.7	104.2	108.2
27.5°	89.7	89.7	89.7	89.7	89.7	89.7	89.7	91.0	92.4	96.4	99.0
30°	83.2	83.2	81.8	81.8	81.8	80.5	81.8	81.8	83.2	88.4	92.4
32.5°	76.5	75.2	75.2	75.2	74.0	74.0	74.0	76.5	77.8	80.5	84.5
35°	67.3	67.3	67.3	68.6	68.6	68.6	68.6	71.3	71.3	72.6	72.6
37.5°	60.8	60.8	62.0	63.3	63.3	64.7	64.7	66.0	67.3	66.0	64.7
40°	55.4	56.8	56.8	59.4	59.4	59.4	60.8	62.0	63.3	60.8	60.8
42.5°	52.8	52.8	52.8	54.1	54.1	54.1	55.4	56.8	58.1	58.1	58.1
45°	50.1	50.1	50.1	51.5	50.1	50.1	50.1	51.5	54.1	54.1	55.4
47.5°	48.8	48.8	48.8	47.5	47.5	47.5	47.5	48.8	50.1	52.8	54.1
50°	47.5	46.2	46.2	46.2	46.2	46.2	46.2	47.5	48.8	50.1	52.8
52.5°	44.9	44.9	44.9	44.9	44.9	44.9	44.9	46.2	47.5	48.8	50.1
55°	44.9	44.9	43.6	43.6	44.9	44.9	44.9	46.2	47.5	48.8	48.8
57.5°	43.6	42.2	42.2	43.6	43.6	43.6	43.6	44.9	46.2	47.5	47.5
60°	40.9	40.9	40.9	40.9	42.2	42.2	43.6	44.9	44.9	46.2	46.2
62.5°	38.3	39.6	39.6	39.6	40.9	40.9	42.2	43.6	44.9	46.2	44.9
65°	36.9	38.3	38.3	38.3	39.6	39.6	39.6	42.2	43.6	43.6	44.9
67.5°	35.6	35.6	35.6	36.9	36.9	38.3	38.3	40.9	40.9	42.2	43.6
70°	33.0	33.0	33.0	34.3	34.3	35.6	36.9	38.3	38.3	39.6	40.9
72.5°	30.4	30.4	30.4	31.7	31.7	33.0	34.3	36.9	35.6	36.9	36.9
75°	26.4	26.4	27.7	27.7	29.1	30.4	31.7	31.7	31.7	31.7	31.7
77.5°	22.4	22.4	23.7	23.7	25.1	26.4	26.4	26.4	27.7	26.4	26.4
80°	18.5	18.5	19.8	19.8	19.8	19.8	21.1	19.8	21.1	19.8	21.1
82.5°	13.2	13.2	14.5	13.2	14.5	13.2	13.2	11.9	14.5	13.2	13.2
85°	5.3	6.6	6.6	6.6	6.6	5.3	5.3	4.0	5.3	5.3	4.0
87.5°	0.0	0.0	0.0	0.0	0.0	0.0	0.0	0.0	0.0	0.0	0.0
90°	0.0	0.0	0.0	0.0	0.0	0.0	0.0	0.0	0.0	0.0	0.0



REPORT NUMBER: P228610

CATALOG NUMBER: ISS-AF-600-LED-E1-SLR

**CANDELA DISTRIBUTION (continued):**

	175°	180°	185°	195°	205°	215°	225°	230°	235°	240°	245°
0°	922.6	922.6	922.6	922.6	922.6	922.6	922.6	922.6	922.6	922.6	922.6
2.5°	802.5	801.2	820.9	835.4	844.8	880.4	896.2	916.0	925.3	938.5	951.7
5°	649.4	646.7	670.5	689.0	704.8	756.3	786.6	814.4	836.8	857.9	888.2
7.5°	464.6	459.3	475.2	491.0	512.1	567.5	620.3	657.3	690.3	725.9	765.6
10°	343.2	347.1	362.9	386.7	414.4	456.6	498.9	525.3	554.3	593.9	641.5
12.5°	274.6	290.4	303.6	332.6	365.6	413.2	458.0	479.2	500.2	520.1	545.1
15°	220.4	229.7	240.2	267.9	307.5	362.9	415.7	439.6	464.6	488.4	510.8
17.5°	170.2	174.2	179.5	199.3	235.0	301.0	359.1	389.3	418.4	451.4	481.7
20°	136.0	136.0	137.3	146.5	171.5	223.1	294.3	332.6	369.6	411.8	455.3
22.5°	118.8	117.4	118.8	122.8	134.6	165.0	229.7	274.6	322.0	374.8	428.9
25°	112.2	110.9	109.6	112.2	118.8	133.3	179.5	227.0	275.9	339.2	405.2
27.5°	101.7	102.9	104.2	106.9	112.2	120.1	149.1	184.7	238.9	308.8	388.0
30°	95.0	96.4	97.7	100.4	109.6	118.8	136.0	158.4	204.6	273.2	361.6
32.5°	87.2	88.4	89.7	91.0	93.7	104.2	116.1	134.6	174.2	241.5	333.9
35°	71.3	71.3	72.6	76.5	81.8	92.4	104.2	118.8	155.8	220.4	316.8
37.5°	66.0	66.0	67.3	71.3	76.5	85.8	96.4	109.6	147.8	212.5	301.0
40°	62.0	63.3	63.3	67.3	72.6	83.2	89.7	105.6	143.8	200.6	285.1
42.5°	59.4	59.4	60.8	64.7	71.3	79.2	88.4	102.9	133.3	190.1	275.9
45°	56.8	58.1	58.1	62.0	70.0	76.5	89.7	97.7	126.7	182.2	267.9
47.5°	55.4	55.4	56.8	60.8	68.6	77.8	87.2	92.4	120.1	175.5	261.4
50°	52.8	54.1	55.4	59.4	67.3	85.8	83.2	88.4	114.9	170.2	257.4
52.5°	51.5	52.8	54.1	58.1	67.3	87.2	80.5	83.2	110.9	165.0	254.7
55°	50.1	50.1	51.5	56.8	67.3	80.5	75.2	80.5	102.9	157.0	248.2
57.5°	47.5	48.8	50.1	54.1	66.0	74.0	71.3	76.5	95.0	143.8	238.9
60°	47.5	47.5	48.8	52.8	66.0	66.0	67.3	72.6	85.8	128.1	223.1
62.5°	46.2	46.2	47.5	52.8	67.3	59.4	63.3	68.6	79.2	114.9	203.3
65°	44.9	44.9	46.2	50.1	58.1	56.8	60.8	64.7	76.5	105.6	186.1
67.5°	42.2	42.2	43.6	47.5	51.5	52.8	58.1	62.0	75.2	104.2	170.2
70°	39.6	39.6	39.6	43.6	46.2	50.1	54.1	59.4	75.2	102.9	158.4
72.5°	36.9	35.6	36.9	39.6	42.2	44.9	48.8	55.4	74.0	104.2	153.1
75°	31.7	31.7	31.7	34.3	36.9	39.6	43.6	51.5	70.0	97.7	137.3
77.5°	26.4	26.4	25.1	29.1	31.7	33.0	36.9	44.9	60.8	83.2	110.9
80°	19.8	18.5	18.5	22.4	23.7	26.4	29.1	34.3	47.5	60.8	81.8
82.5°	11.9	10.5	10.5	14.5	15.9	17.2	22.4	25.1	31.7	39.6	55.4
85°	4.0	4.0	4.0	6.6	7.9	9.2	13.2	14.5	19.8	25.1	29.1
87.5°	0.0	0.0	0.0	0.0	0.0	0.0	2.7	4.0	6.6	7.9	6.6
90°	0.0	0.0	0.0	0.0	0.0	0.0	0.0	0.0	0.0	0.0	0.0



REPORT NUMBER: P228610  
 CATALOG NUMBER: ISS-AF-600-LED-E1-SLR

REPORT N  
 CATALOG

**CANDELA DISTRIBUTION (continued):**

**CANDELA**

	250°	255°	260°	265°	270°	275°	280°	285°	290°	295°	300°	
0°	922.6	922.6	922.6	922.6	922.6	922.6	922.6	922.6	922.6	922.6	922.6	0°
2.5°	967.5	980.7	997.8	1013.6	1025.5	1036.1	1049.3	1049.3	1065.1	1070.4	1081.0	2.5°
5°	912.1	937.1	974.1	1004.4	1041.4	1077.1	1110.0	1128.5	1160.1	1181.3	1202.4	5°
7.5°	799.8	834.1	880.4	922.6	976.7	1034.8	1088.9	1139.1	1191.8	1236.7	1269.7	7.5°
10°	682.4	729.9	778.8	832.9	890.9	953.0	1019.0	1086.3	1149.6	1213.0	1267.1	10°
12.5°	586.0	640.2	695.6	762.9	830.2	896.2	974.1	1032.2	1098.1	1161.5	1214.2	12.5°
15°	545.1	592.6	657.3	731.2	802.5	869.8	942.3	1001.8	1063.9	1115.3	1152.3	15°
17.5°	527.9	588.7	662.6	740.4	817.0	898.9	963.5	1013.6	1059.9	1083.6	1088.9	17.5°
20°	509.4	592.6	691.6	786.6	880.4	966.2	1013.6	1046.7	1054.6	1053.2	1033.5	20°
22.5°	498.9	605.8	728.5	861.8	979.4	1079.6	1112.7	1106.0	1073.1	1030.8	997.8	22.5°
25°	496.2	636.2	792.0	968.8	1112.7	1213.0	1231.4	1194.5	1120.5	1038.7	983.3	25°
27.5°	498.9	670.5	871.1	1083.6	1252.6	1355.5	1348.9	1293.5	1187.9	1073.1	984.6	27.5°
30°	487.0	706.1	950.3	1184.0	1351.5	1437.3	1411.0	1327.8	1210.4	1095.5	1001.8	30°
32.5°	467.3	732.5	1020.3	1264.5	1454.5	1519.2	1471.6	1381.9	1260.5	1143.0	1046.7	32.5°
35°	444.8	744.4	1070.4	1339.7	1565.4	1599.7	1523.2	1432.0	1321.2	1202.4	1098.1	35°
37.5°	421.0	745.7	1118.0	1418.8	1672.3	1686.8	1576.0	1478.3	1370.0	1263.1	1168.1	37.5°
40°	407.9	740.4	1166.8	1516.5	1787.1	1767.4	1631.4	1516.5	1409.6	1327.8	1249.9	40°
42.5°	402.5	731.2	1202.4	1590.5	1886.1	1842.5	1682.9	1554.8	1458.4	1389.8	1335.7	42.5°
45°	402.5	722.0	1235.4	1645.9	1960.0	1903.3	1731.7	1591.8	1506.0	1463.7	1437.3	45°
47.5°	403.9	725.9	1275.0	1735.6	2023.4	1961.3	1769.9	1645.9	1572.0	1556.1	1565.4	47.5°
50°	410.5	770.8	1342.3	1834.7	2102.6	2023.4	1821.5	1706.6	1661.7	1677.5	1730.3	50°
52.5°	421.0	842.1	1458.4	1952.1	2225.3	2122.3	1907.2	1793.7	1772.6	1829.3	1929.7	52.5°
55°	431.6	914.7	1610.2	2148.7	2423.3	2301.8	2059.0	1945.4	1920.4	2007.5	2151.4	55°
57.5°	440.8	968.8	1758.0	2344.1	2594.9	2502.4	2259.6	2122.3	2111.8	2205.5	2362.6	57.5°
60°	450.1	1011.0	1843.9	2431.2	2672.8	2663.6	2466.8	2340.1	2324.3	2411.4	2560.5	60°
62.5°	444.8	995.2	1867.6	2387.7	2666.1	2742.7	2635.8	2546.0	2491.9	2564.5	2709.7	62.5°
65°	425.0	912.1	1792.4	2237.2	2569.8	2695.2	2704.4	2683.3	2585.6	2590.9	2693.8	65°
67.5°	370.9	766.8	1561.4	1999.6	2381.0	2530.2	2686.0	2679.3	2555.2	2445.8	2466.8	67.5°
70°	307.5	601.9	1273.7	1702.6	2113.1	2241.2	2489.2	2539.5	2362.6	2158.0	2061.7	70°
72.5°	258.7	450.1	979.4	1318.6	1693.4	1842.5	2210.8	2280.8	2039.3	1751.5	1602.4	72.5°
75°	215.1	318.1	689.0	908.1	1168.1	1364.7	1929.7	1936.2	1655.1	1377.9	1216.9	75°
77.5°	159.7	216.5	498.9	634.8	802.5	971.4	1560.1	1577.3	1313.3	1045.4	906.7	77.5°
80°	106.9	133.3	318.1	443.4	539.8	650.7	1144.4	1071.7	867.2	724.7	689.0	80°
82.5°	64.7	77.8	183.4	310.2	340.5	405.2	719.3	671.8	571.5	522.6	535.8	82.5°
85°	35.6	48.8	112.2	203.3	158.4	221.8	393.3	384.1	360.3	315.5	274.6	85°
87.5°	9.2	10.5	25.1	9.2	4.0	11.9	76.5	50.1	50.1	29.1	10.5	87.5°
90°	0.0	0.0	0.0	0.0	0.0	0.0	0.0	0.0	0.0	0.0	0.0	90°

NUMBER: P228610  
 NUMBER: ISS-AF-600-LED-E1-SLR

REPORT NUMBER: P  
 CATALOG NUMBER:

<b>DISTRIBUTION (continued):</b>											<b>CANDELA DISTRIBUTION</b>	
305°	310°	315°	325°	335°	340°	342.5°	345°	347.5°	350°	352.5°		355°
922.6	922.6	922.6	922.6	922.6	922.6	922.6	922.6	922.6	922.6	922.6	0°	922.6
1071.7	1075.7	1074.4	1065.1	1041.4	1032.2	1028.2	1017.6	1005.8	1005.8	995.2	2.5°	992.6
1201.0	1207.7	1199.7	1177.3	1116.7	1087.6	1070.4	1049.3	1032.2	1016.3	1000.4	5°	978.0
1292.2	1297.4	1284.2	1232.8	1124.5	1075.7	1049.3	1024.2	1003.1	975.4	950.3	7.5°	927.9
1309.3	1321.2	1306.7	1232.8	1107.3	1046.7	1017.6	989.9	959.5	930.5	894.9	10°	867.2
1260.5	1285.5	1275.0	1220.9	1099.5	1034.8	1000.4	967.5	930.5	900.2	859.3	12.5°	832.9
1185.3	1187.9	1194.5	1193.2	1084.9	1021.6	987.2	953.0	919.9	890.9	855.3	15°	822.2
1102.1	1099.5	1107.3	1132.4	1081.0	1030.8	1008.4	975.4	951.7	918.6	890.9	17.5°	854.0
1026.8	1023.0	1030.8	1055.9	1065.1	1053.2	1044.0	1024.2	1005.8	984.6	962.2	20°	926.6
979.4	966.2	964.8	1001.8	1073.1	1104.8	1111.3	1108.7	1107.3	1091.5	1075.7	22.5°	1034.8
953.0	938.5	945.0	987.2	1106.0	1165.4	1195.8	1206.4	1220.9	1220.9	1220.9	25°	1181.3
945.0	929.1	938.5	985.9	1140.4	1239.4	1282.9	1309.3	1337.0	1348.9	1356.8	27.5°	1331.8
950.3	934.5	938.5	995.2	1157.6	1256.5	1308.0	1346.3	1389.8	1418.8	1438.7	30°	1418.8
980.7	953.0	950.3	1023.0	1189.2	1294.7	1348.9	1392.4	1441.3	1474.3	1510.0	32.5°	1507.3
1021.6	982.0	976.7	1067.8	1230.1	1343.6	1397.8	1436.0	1486.1	1531.1	1582.5	35°	1601.0
1090.3	1041.4	1033.5	1143.0	1285.5	1384.6	1438.7	1488.8	1542.9	1601.0	1667.0	37.5°	1710.6
1182.6	1133.7	1133.7	1239.4	1360.8	1441.3	1500.7	1553.5	1612.9	1690.7	1771.2	40°	1841.2
1286.9	1255.2	1260.5	1355.5	1446.6	1512.5	1569.3	1626.1	1688.1	1766.0	1859.7	42.5°	1949.4
1425.5	1408.3	1434.7	1502.0	1533.7	1578.6	1628.7	1678.9	1746.2	1826.7	1933.6	45°	2028.6
1587.8	1602.4	1639.3	1660.5	1622.1	1645.9	1685.5	1731.7	1810.8	1892.7	1998.3	47.5°	2101.2
1791.1	1829.3	1864.9	1859.7	1731.7	1723.8	1760.7	1796.3	1875.6	1969.3	2081.4	50°	2192.3
2024.7	2074.9	2099.9	2070.9	1854.4	1808.3	1838.5	1887.4	1974.5	2081.4	2206.8	52.5°	2315.0
2262.3	2323.0	2315.0	2282.1	1987.7	1925.7	1944.2	2002.2	2109.1	2230.5	2389.0	55°	2495.9
2477.4	2524.9	2546.0	2474.7	2150.0	2068.2	2089.4	2150.0	2263.6	2399.5	2561.9	57.5°	2667.4
2647.7	2699.2	2699.2	2629.2	2326.9	2231.9	2267.6	2326.9	2424.6	2559.2	2711.0	60°	2802.1
2771.8	2812.7	2798.2	2730.9	2478.7	2406.2	2433.8	2515.6	2604.1	2704.4	2824.6	62.5°	2870.7
2762.5	2766.5	2750.6	2725.6	2569.8	2561.9	2614.7	2678.0	2751.9	2790.2	2857.5	65°	2874.7
2502.4	2503.8	2535.5	2524.9	2501.1	2598.8	2667.4	2720.2	2785.0	2785.0	2777.0	67.5°	2785.0
2051.1	2072.2	2126.3	2110.4	2231.9	2432.6	2511.8	2592.3	2649.0	2649.0	2581.7	70°	2543.4
1561.4	1574.6	1639.3	1624.8	1789.8	2010.2	2184.4	2319.0	2374.5	2408.7	2323.0	72.5°	2136.8
1136.4	1135.1	1162.8	1141.7	1350.2	1595.7	1775.2	1942.9	2033.9	2063.0	1907.2	75°	1566.6
875.0	851.3	846.1	848.6	956.9	1160.1	1302.7	1409.6	1421.5	1425.5	1215.6	77.5°	949.0
706.1	706.1	698.2	669.2	586.0	678.4	751.1	835.4	865.8	909.4	728.5	80°	534.6
563.5	541.1	501.6	444.8	376.1	401.2	435.6	467.3	518.7	537.2	443.4	82.5°	303.6
281.1	273.2	238.9	197.9	165.0	219.1	244.2	246.8	246.8	228.3	186.1	85°	124.1
1.3	0.0	0.0	0.0	0.0	0.0	0.0	0.0	0.0	0.0	0.0	87.5°	0.0
0.0	0.0	0.0	0.0	0.0	0.0	0.0	0.0	0.0	0.0	0.0	90°	0.0

'228610  
ISS-AF-600-LED-E1-SLR

**TION (continued):**

359°	360°
922.6	922.6
976.7	979.4
955.6	947.7
889.6	877.7
818.4	809.1
777.4	765.6
769.5	756.3
797.2	781.3
859.3	840.8
958.2	935.8
1094.1	1071.7
1227.4	1198.5
1322.5	1293.5
1414.9	1380.6
1507.3	1472.9
1631.4	1601.0
1768.7	1725.1
1882.1	1841.2
1971.9	1929.7
2057.7	2015.4
2155.4	2126.3
2301.8	2276.8
2524.9	2489.2
2688.6	2672.8
2773.0	2753.3
2799.4	2766.5
<b>2765.1</b>	<b>2715.0</b>
2656.9	2598.8
2395.5	2319.0
1909.8	1858.4
1288.2	1257.8
740.4	700.8
425.0	411.8
238.9	252.1
62.0	68.6
0.0	0.0
0.0	0.0

(END OF REPORT)